



### Sample Resources

Learn the Core Values and Learn to Work Together as a Team

#### **Start Planning**

Set some goals for your team and each person on the team. Decide how you will make decisions. What tools will you use to keep organized? How will you make sure everyone is involved?

[Google Drive](#)  
[Google Calendar](#)  
[Slack](#)  
[Trello](#)  
[Tools for Teams](#)

#### **Develop a Team Identity**

Pick a team name  
Design a team logo  
Design a team shirt

[Decision-Making Models](#)  
[Reaching a Consensus](#)  
[Selecting a Team Name](#)  
[Developing a Team Identity](#)

#### **Learn the Core Values**

What are the FIRST Core Values?  
How can we use them this season?  
What can we learn from FIRST?

[FIRST Vision and Mission](#)  
[More Than Robots](#)  
[Gracious Professionalism](#)

#### **Learn to Work Together**

Learn to collaborate, come to a consensus, and achieve a goal. Select some fun team building activities to help you.

[Core Values Activities](#)  
[UNICEF Team Building Activities](#)  
[Teaching Expertise - Team Building](#)


#### **Discover Interests and Goals**

Find out what students on the team enjoy and what they want to work on/learn

#### **FLL Chicken Challenge**

FLLChicken is a fun-loving character. Learn about FLLChicken and then complete an activity.

[FLLChicken Facebook Page](#)  
[FLLChicken Challenge](#)



**Team Name/Identity**

**Name:**

**What should our team name be?**

**Logo ideas**

**Other (Colors? Hats? Capes? Cheer?)**

# Learn the Core Values

Name: \_\_\_\_\_

Core Value	Definition	How will our team use this Core Value?
<b>Discovery</b>	<i>We explore new skills and ideas.</i>	1. 2.
<b>Innovation</b>	<i>We use creativity and persistence to solve problems.</i>	1. 2.
<b>Impact</b>	<i>We apply what we learn to improve our world.</i>	1. 2.
<b>Inclusion</b>	<i>We respect each other and embrace our differences.</i>	1. 2.
<b>Teamwork</b>	<i>We are stronger when we work together.</i>	1. 2.
<b>Fun</b>	<i>We enjoy and celebrate what we do!</i>	1. 2.


# Individual Interests/Goals

Name:

**Instructions:** Ask each person on the team to fill this out

Name	What am I good at?	What do I want to improve?	What do I want to focus on this season?

# Core Value Activities




## Collaborative Drawing

**Materials:** A large white paper, markers of different colors

**Instruction:** Draw something that represents your team. Decide as a group what that image will be. Each team member will pick only 1 color to use the entire time.

**Objective:** collaboration, communication, creativity



## Copy Machine

**Materials:** Pile of LEGO Brick with enough pieces to make two identical builds

**Instruction:** Split the team in two. One group builds a model and must give instructions so that the other half of the team can build the same model without looking

**Objective:** collaboration, communication skills

## What do you see?

**Materials:** Top-down view of the challenge mat

**Instruction:** You have 15seconds as a team to name as many objects as you can in the image. Be careful not to repeat any that your teammate already said.

**Objective:** listening and taking turns

